

HP™ Series

USER'S GUIDE

- HP3cc: 7023590
- HP5cc: 7015289
- HP10cc: 7012598

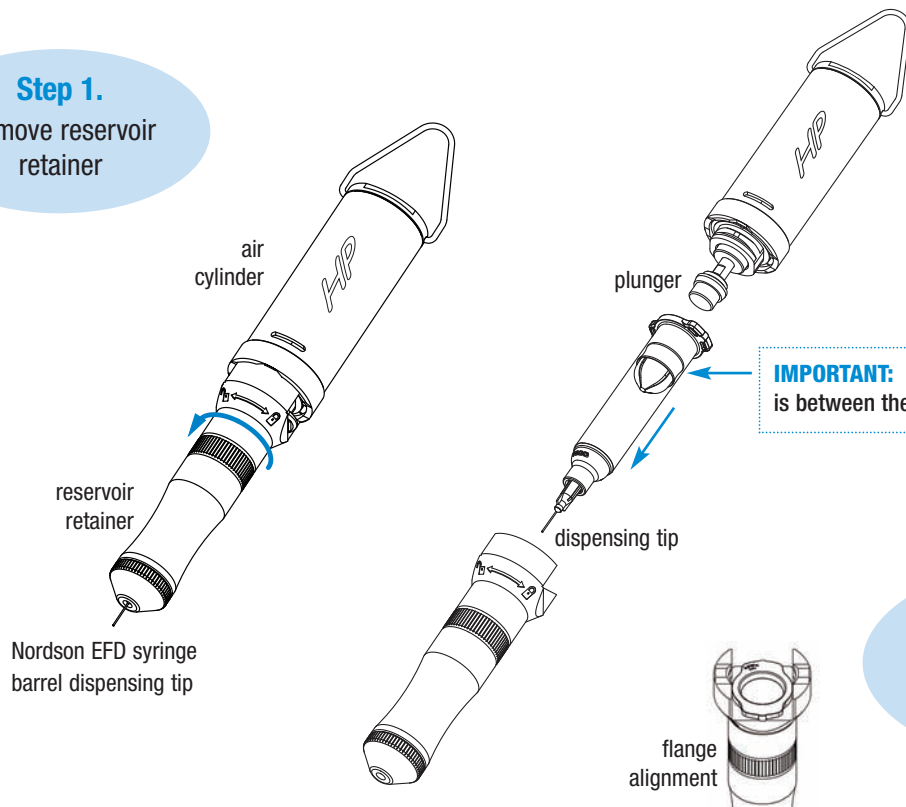


Nardson
EFD

Setup and Operation

Step 1.

Remove reservoir
retainer



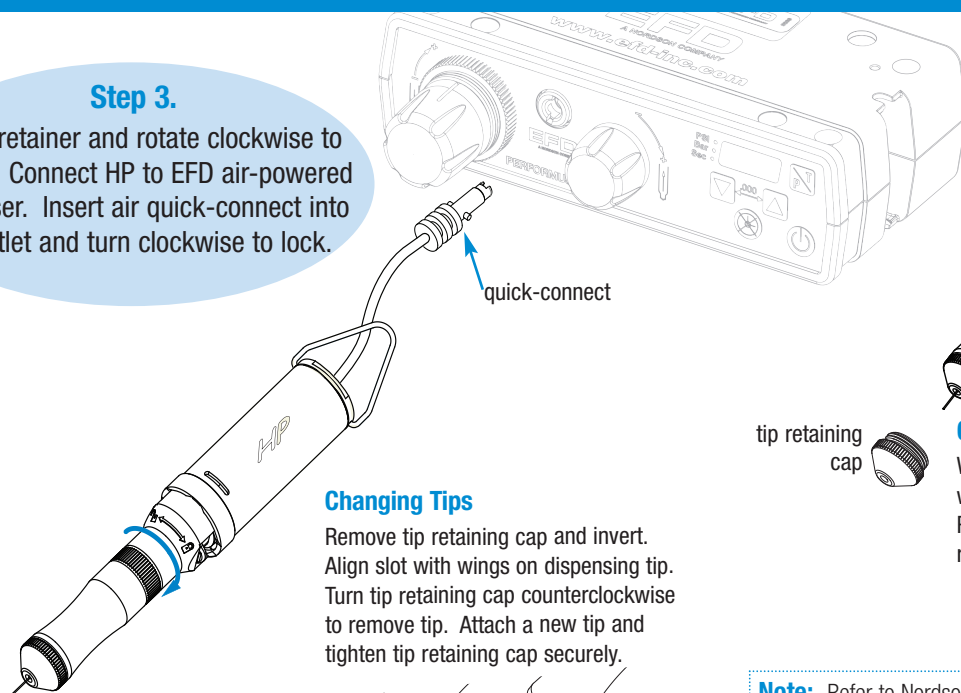
Step 2.

Install dispensing tip on syringe
barrel. Insert filled syringe barrel
into retainer and align flange with
slot as shown.

Setup and Operation

Step 3.

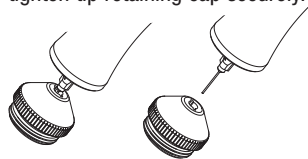
Install retainer and rotate clockwise to secure. Connect HP to EFD air-powered dispenser. Insert air quick-connect into air outlet and turn clockwise to lock.



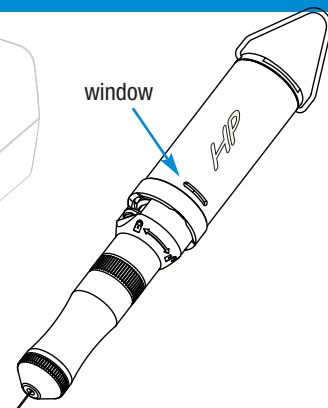
quick-connect

Changing Tips

Remove tip retaining cap and invert. Align slot with wings on dispensing tip. Turn tip retaining cap counterclockwise to remove tip. Attach a new tip and tighten tip retaining cap securely.



window



tip retaining cap



Changing Reservoirs

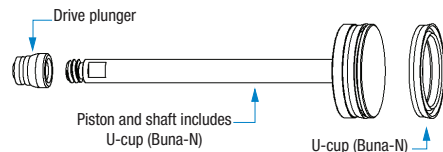
When a syringe barrel is empty, the window in the air cylinder will turn red. Remove syringe barrel retainer. Then, remove empty syringe barrel and discard.

Note: Refer to Nordson EFD dispenser operating instructions to control deposit size with time and pressure.

Do not reuse syringe barrels!

Wipe plunger clean (if necessary) before installing a new reservoir.

Troubleshooting & Parts List



If the HP should cease to operate, service of the piston U-cup and shaft bushing may be required.

Please follow procedure below:

1. Remove air cylinder cap.
2. Remove drive plunger.
3. Remove piston and shaft assembly. Replace piston U-cup and lubricate lightly with O-ring grease.
4. Press shaft bushing out from bottom of cylinder toward piston chamber. Replace with new bushing.
5. Install piston assembly and reinstall the air cylinder cap and drive plunger.

| | Drive Plungers | Piston & Shift | Piston Seal |
|--------|----------------|----------------|-------------|
| HP3cc | 7015986 | 7018915 | 7015985 |
| HP5cc | 7015987 | 7015984 | 7015985 |
| HP10cc | 7015988 | 7018932 | 7018937 |

For Nordson EFD sales and service in over 30 countries, contact Nordson EFD or go to www.nordsonefd.com

East Providence, RI USA
USA & Canada: 800.556.3484;
+1.401.431.7000
info@nordsonefd.com

Dunstable, Bedfordshire, UK
0800 585733;
+44 (0) 1582 666334
Ireland 00800 8272 9444
europa@nordsonefd.com

China: +86 (21) 3866 9006
china@nordsonefd.com

Singapore: +65 6796 9522
sin-mal@nordsonefd.com

The Wave Design is a trademark of Nordson Corporation.
©2010 Nordson Corporation
HP-MAN-01 7026512 (MMR # 5335) v042210

